



Resource Materials:


- Core:

- Digital slides / printouts of collection photo gallery
- Printed resource tasks / information sheets A4 / A3
- Printed collage sheets A4 / A3
- A4 or A3 white cartridge paper
- Colouring pencils
- Drawing pencils
- Colouring pens
- Glue Sticks
- Scissors

Optional:

- Paints (any kind)
- Paint brushes
- Water pots
- Split pins
- Printed resource tasks A4 / A3
- * (on thicker paper)
- Printed collage sheets
- * (on thicker paper)
- Rulers
- Erasers

*All illustrated resources within this pack can be used as colour sheets for students to make their own - using colour palettes from the archive collection, or their own imaginations.





What is the Wandsworth Heritage Collection?

The Wandsworth Heritage Collection is a special group of historical items that help tell the story of the Wandsworth area. These items used to be part of the Wandsworth Museum, which closed in 2025. Today, the collection includes around 14,000 objects, such as:

- Paintings and watercolours showing scenes from around Wandsworth
- Archaeological finds from ancient times
- Old photographs, films, and documents
- Clothing, textiles, and furniture
- Decorative art and everyday items from the past

These objects help us learn about the social and industrial history of Wandsworth — from the Neolithic period (thousands of years ago!) all the way to the 2000s. Each item has a connection to the people, places, and events that shaped the borough over time.





What time in history are we learning about?

A time in the middle of a century. Each century lasts 100 years. In this resource pack we are learning about the Mid- 20th Century from the years 1940-1960.

- 1940
- 1945
- 1950
- 1955
- 1960
- 1965
- 1970
- 1975
- 1980
- 1985
- 1990
- 1995
- 2000
- 2005
- 2010
- 2015
- 2020
- 2025



Fun Facts:

In mid-century Wandsworth, sports and leisure facilities included a mix of parks, sports grounds, and the development of new facilities like leisure centres and swimming pools. Popular activities included sports like football, rugby, athletics, and swimming, alongside leisure activities like park visits and visits to the cinema.

Popular locations in the borough of Wandsworth included:

- The running track and pavilion at Tooting Bec, a venue for school sports days.
- Wandsworth Public Swimming Baths.
- Wandsworth Town Hall.
- The opening of the Putney Vale Estate and Newlands Community Hall.

Where is your favourite sports and leisure location in the local area?
This could be close to school or home.



Sports and Leisure Resource: KS1

Heritage Hobbies

What are these resources about?

The resources within this creative pack have been brought together by Creative Wandsworth, The Wandsworth Archive Collection and Illustrator Grace Holliday as part of the London Borough of Culture 2025 and Wandsworth Heritage Festival. They will introduce special items from the collection that connect with our learning themes. The aim of these resources is to learn about the history of the Wandsworth borough and beyond. We will explore how we can compare the past to the present through fun making activities.

What is our time period?

The Mid-Century is a time in the middle of a century (100 years). In this resource pack we are learning about the Mid- 20th Century dating from the years 1940-1960.

What is Leisure?

Leisure means your time outside of school. It is time for your hobbies, fun activities and things that you like to do. This could be playing sports, doing crafts / creative activities like drawing or painting, reading, cooking, watching television ... and lots more!

Visual Quiz: Connect the Characters

Match the Mid-Century Characters
with the connected sports or leisure
activity words from this time period.

Draw arrows with colouring pencils
to connect them.



Spinning Top

Tennis

Grocery
Shopping



Singing

Ribbon
Dancing



Painting



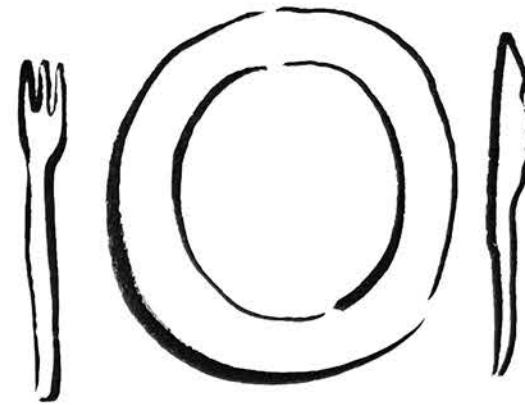
Do you enjoy any of these hobbies?
If so, which ones?

My Everyday Objects:


What are these Mid-Century objects?

How can we use them in our everyday hobbies today?

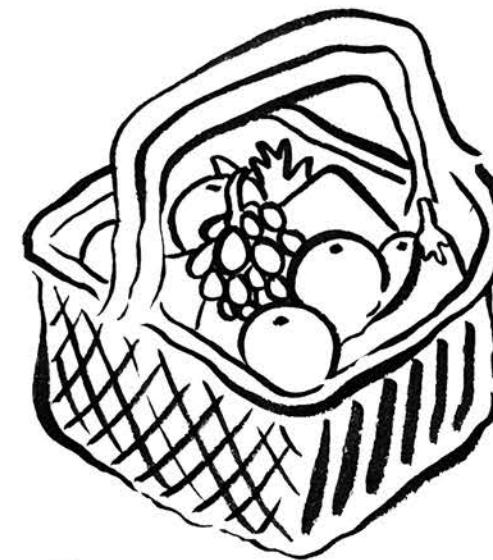
This could be with our friends, at home with family or at a club.



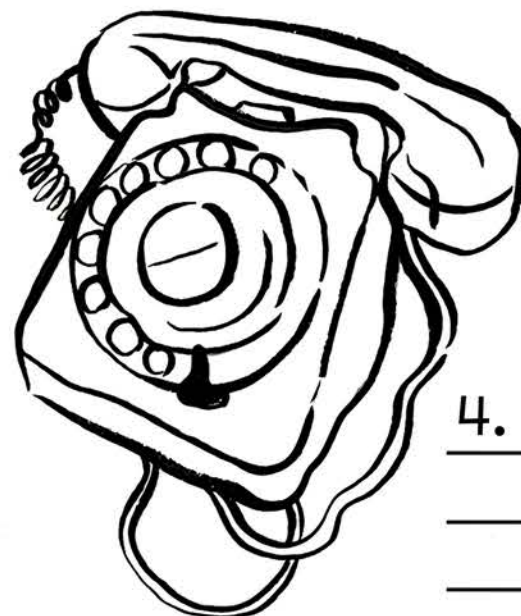
1.



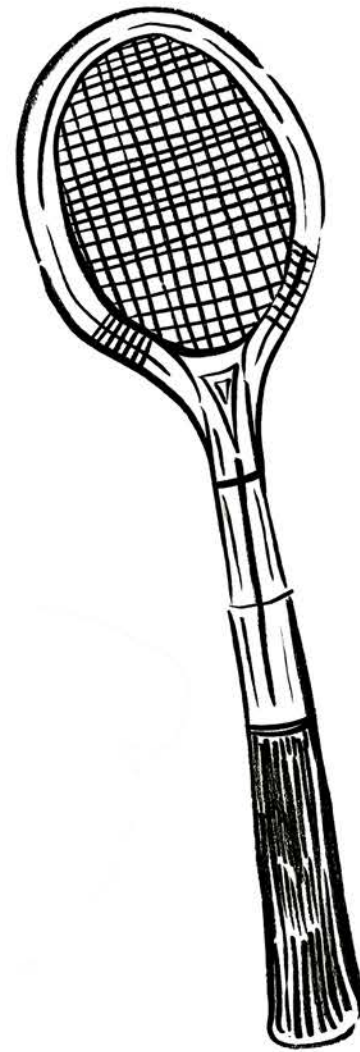
2.



3.



4.



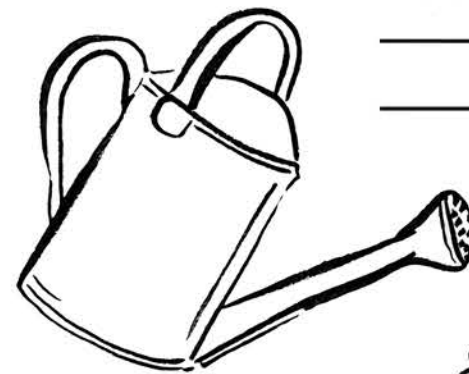
5. _____



6. _____

Some items look the same as today ... but some are different.

What is different about them?




7. _____

Character Frame

Use the character frame to draw yourself
with your favourite sports or leisure item.

Is this the same as a mid-century hobby
like the objects from the archive, or is it
something different?




Travel Time:

This tricycle was left at a local library and donated to the Wandsworth Heritage Collection. It dates from the year 1950.

How do you travel around?

Do you ride a bike or scooter? If so, what colour is it?

What is your favourite everyday transport and why? - this could be the bus, a car, a bike, scooter or something else?



Wandsworth Heritage Collection Gallery:

A selection of photos bringing together the objects and artefacts from the collection that inspired these illustrated resources and creative tasks. Each item has its very own story to tell!

What will we discover?



Trophy giving in the Wandsworth Community
during the Mid-Century



Children in a playground in the Wandsworth Community
during the Mid-Century



Children exercising in a school playground in the Wandsworth Community during the Mid-Century



Mid-Century Character
Surface Design



Mid-Century Character
Surface Design



Metal Tricycle, 1950

Metal Tin with illustrated design






Tennis racket with protective frame, wood and metal



Plastic Telephone and Enamel Teapot



Wooden Bat and Wooden Spinning Top



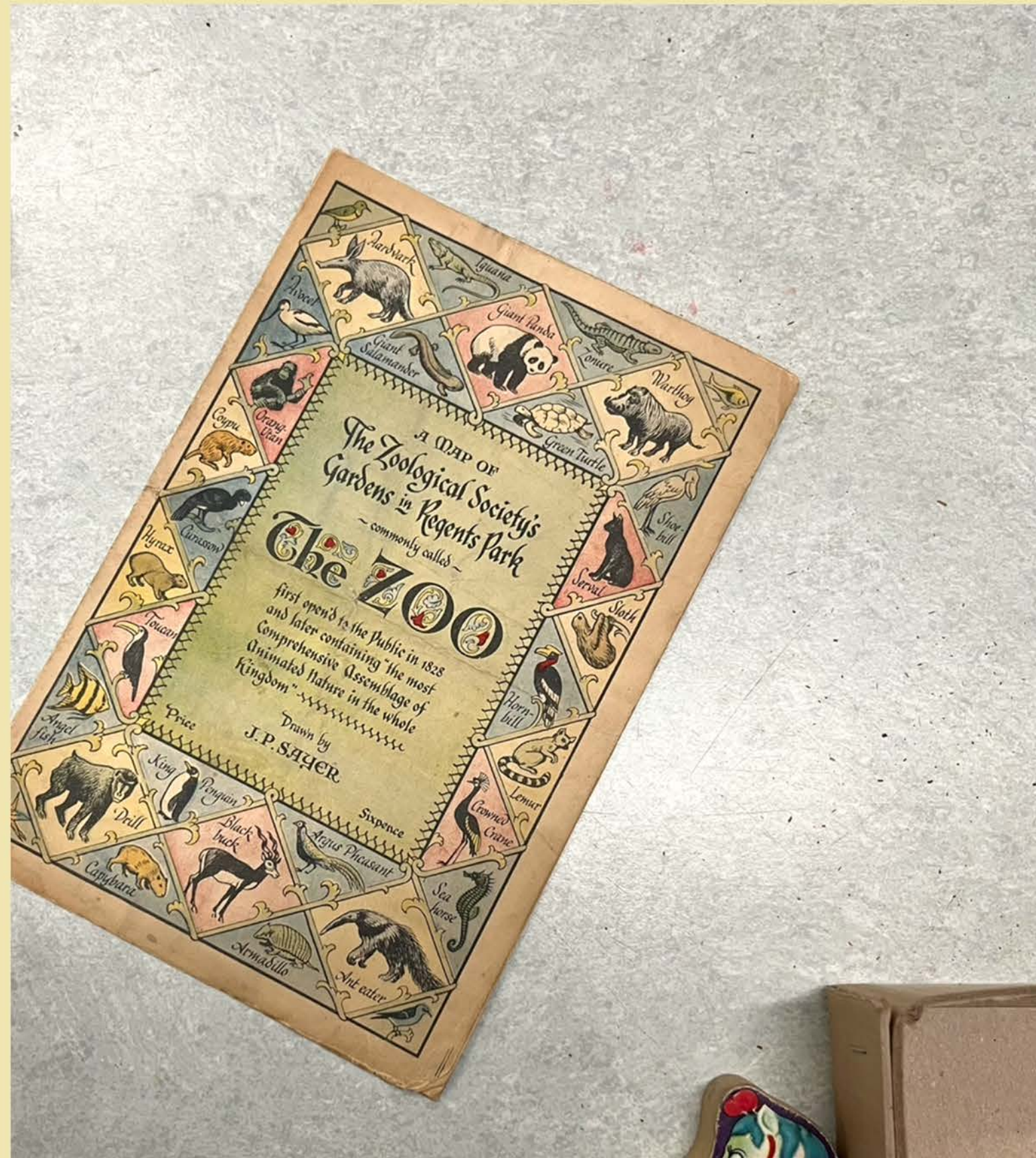
Sunday School Sports Shield, Wood and Metal, 1950s /
Latchmere School Badge, Stephen Matthews, 1965




Souvenir Pencil, Bognor Regis / Metal Toy House



The Paul Jones Garland, Paper, Made in England



'The Zoo', A Map of The Zoological Society's Gardens in Regents Park, Drawn by J. P. Sayer



'The Zoo', A Map of The Zoological Society's Gardens in Regents Park, Drawn by J. P. Sayer / Handmade Character and Animal Collage Artwork, Mixed-Media



Good Food Book by Ambrose Heath, Faber & Faber LTD.





Traditional Toys:

Dolls, teddy bears, and dolls' houses were often used during mid-century childhood play. These soft and sentimental toys (toys that we have a special connection with that hold memories and meaning) likely played an important role in children's imaginations and learning development.

Emerging Toys: (New Toys)

The mid-century also saw newer types of toys become available, including some early plastic toys or toys with more detail in their design.

Local Influences:

The presence of a local Womble in the Wandsworth Heritage Collection shows that toy collections reflected local identities and interests.

Materials:

Toys would have been made from a variety of materials - including wood, metal, cloth, and possibly early plastics. These materials would have shaped the types of toys available and their durability (how well they last without breaking).



Who are the Wombles?

The Wombles are fictional pointy-nosed, furry creatures created by Elisabeth Beresford and originally appearing in a series of children's books from 1968. They live in burrows, where they aim to help the environment by collecting and recycling rubbish in creative ways.

What connection do they have with the borough of Wandsworth?

The Wombles have a connection to Wandsworth because the author of the Wombles books, Elisabeth Beresford, lived near Wandsworth Common. While the Wombles are famously set on Wimbledon Common, Beresford lived in the borough and even a green plaque has been dedicated to her at her former home in Earlsfield Road.

This womble toy has a hidden zip for children to store pyjamas. Making it both a play and functional object.

*The Womble and a selection of other toys from the Wandsworth Collection Archive are currently on display at Roehampton Family Hub.

O M
B L
E S



Design your own 'Hybrid' Toy:

Inspired by toys from the archive collection in the 'Toy Box Gallery' design your own unique toy with different parts and features.

Step 1: Cut out your favourite toy parts from the illustrated Toy Box Gallery sheets. As many as you like!

Step 2: Stick your cutout parts together on a blank sheet of paper to create a new type of toy. Cutting and sticking different pieces together on paper is called a collage or mixed-media.

Step 3: Use colouring pencils and pens to draw more features of your hybrid toy collage. Connect your collage pieces together and add colour. Remember to think about:


What is your new toy?

What is it called?

What does it do?

What does 'Hybrid' mean?


A hybrid is something that brings two different parts together to make something new. Sometimes this is unexpected or unusual. Examples of hybrid toys could be a robot with butterfly wings or a doll with bunny ears. Creating a hybrid uses new ideas and imagination. Like being an inventor!





What will your
toy be called?

How big is
your toy?

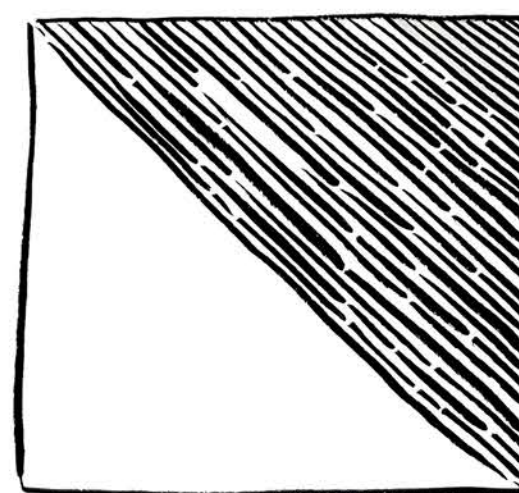




What material
will your toy be
made from?


Will your toy be
lots of different
colours?




Toy Box Gallery Shapes:




Shapes inspired by
wooden toys in the
Wandsworth Heritage
Collection.









Toy Box Gallery
Pattern Shapes:




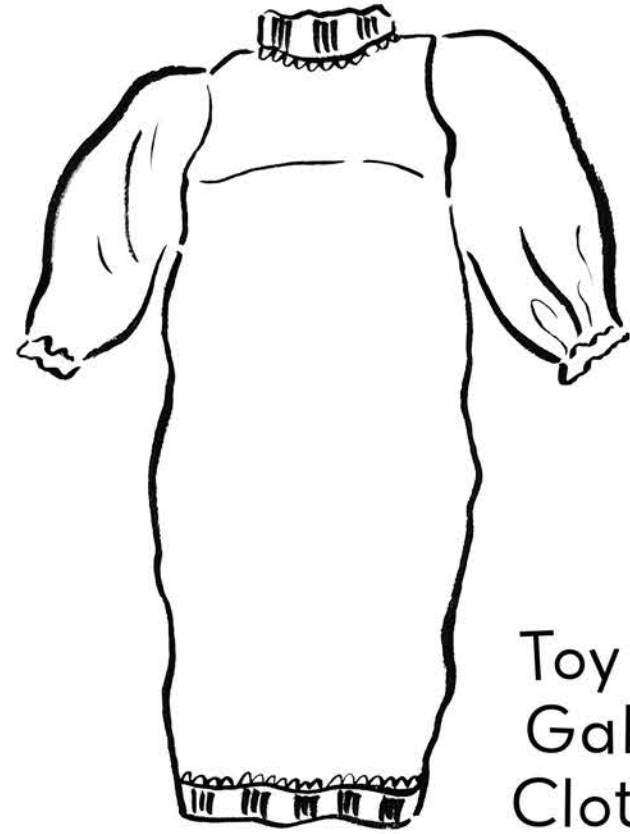
Shapes inspired by wooden
toys in the Wandsworth
Heritage Collection.





Toy Box
Gallery
Doll Parts:



Inspired by different types of
dolls in the Wandsworth
Heritage Collection.



Toy Box
Gallery
Clothes:




Inspired by soft toys, dolls and textiles in the
Wandsworth Heritage Collection.

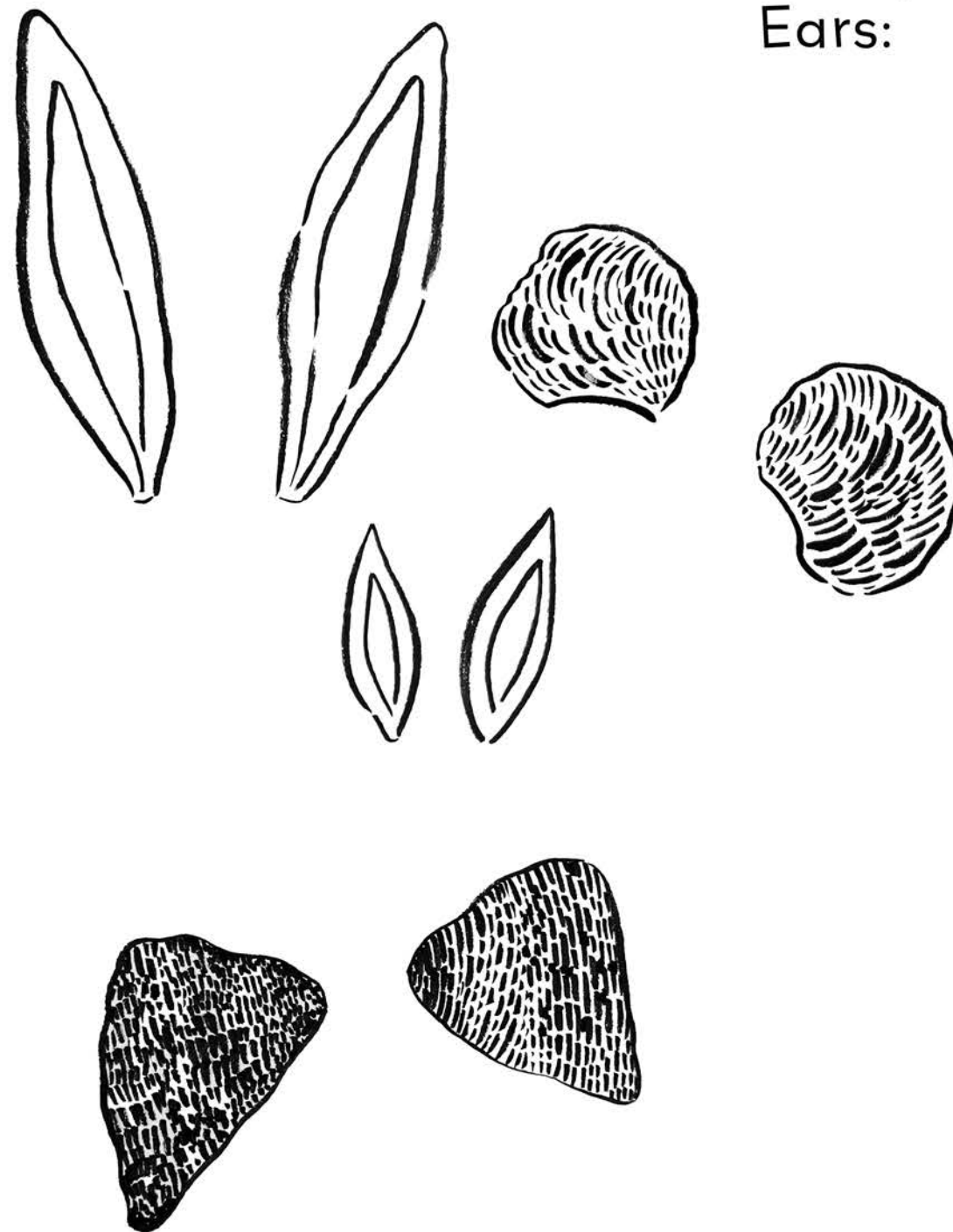


Toy Box Gallery Hair:

Inspired by fabric
and plastic dolls in
the Wandsworth
Heritage Collection.




Toy Box
Gallery
Ears:



Inspired by soft toys in the
Wandsworth Heritage Collection.

Toy Box Gallery Faces:




Inspired by soft toys, dolls and teddies in the Wandsworth Heritage Collection.

Toy Box Gallery Clothes:



Inspired by soft toys, dolls and
textiles in the Wandsworth
Heritage Collection.

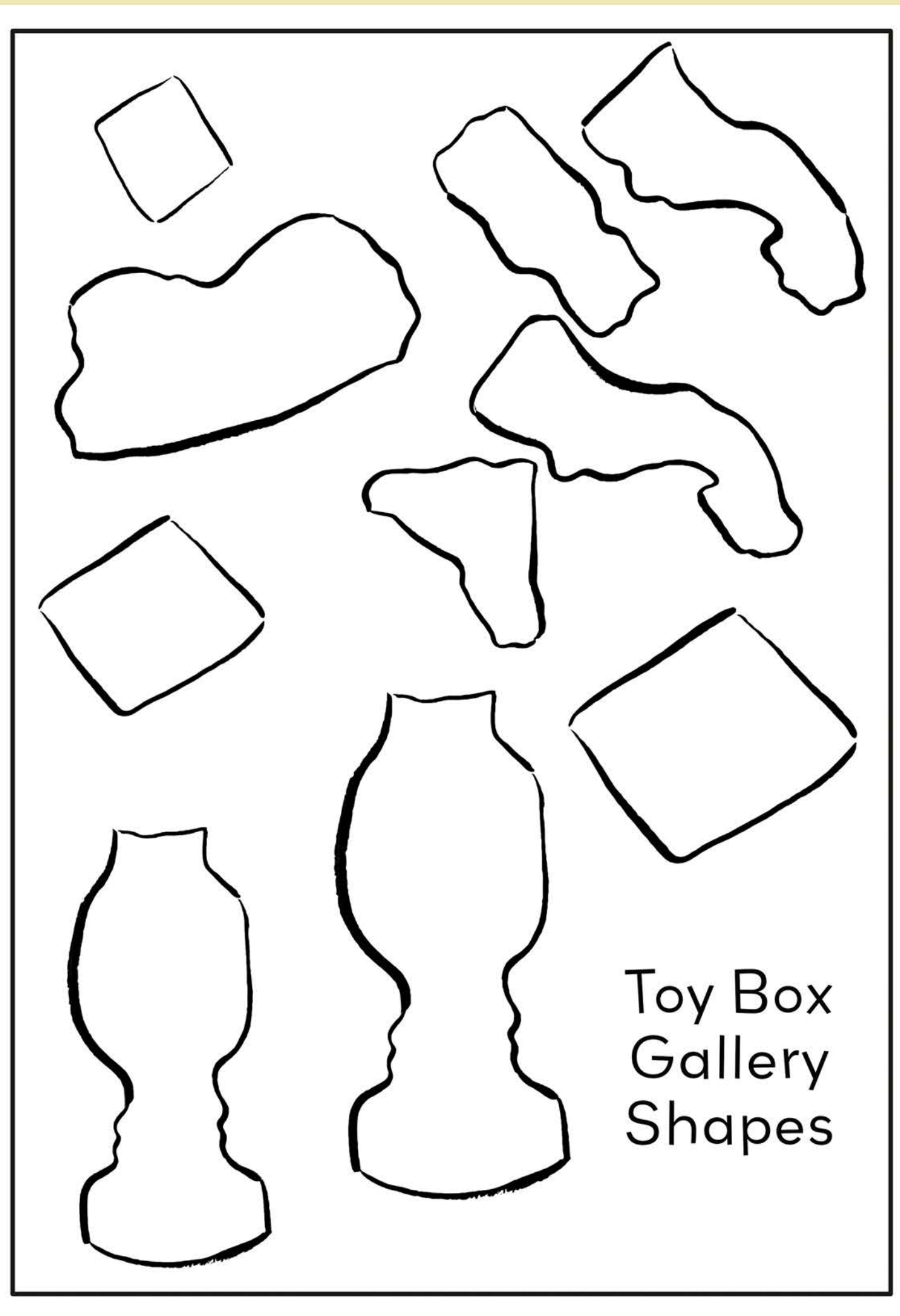
Design your own
'Hybrid' Toy:




Extension Task!

Use split pins to
create moveable parts
for another collage toy
design, and bring its
unique character to life!

What parts of
your toy can you
make move?




Toy Transformations

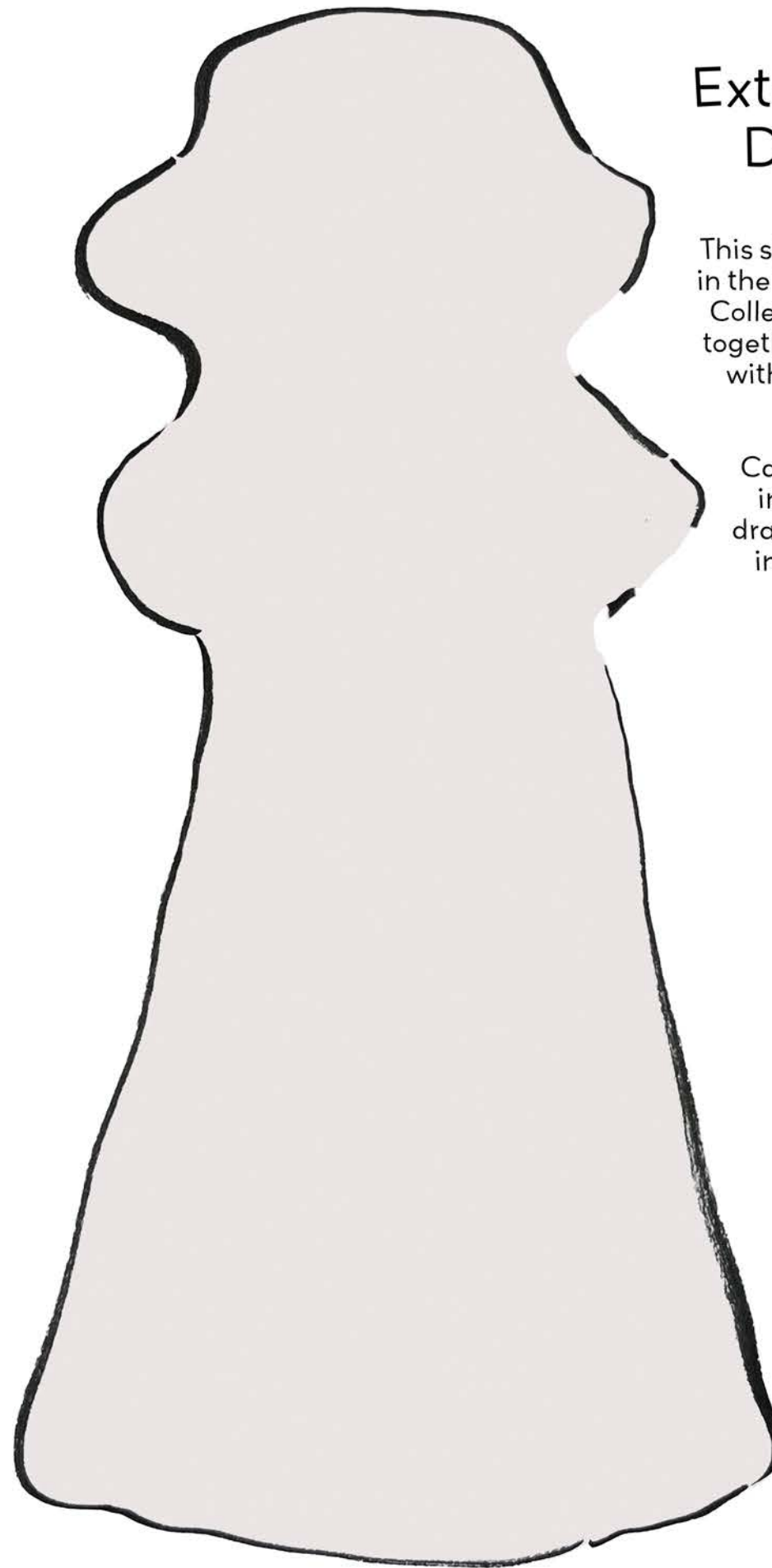


These strange shapes are from toys in the Wandsworth Heritage Collection. They are all different wooden animals!

Can you spot them in the Collection Gallery pages in this resource pack?



When we 'transform' something we change it, like magic into something else. Use your imagination and add colour and texture to these strange shapes. What different toys can you make them become?



Extension Task: Drawn Doll

This shape is from a fabric doll in the Wandsworth Heritage Collection. They were sewn together and made of fabric with a face and patterns on the body.

Can you make this shape into a new doll? Have fun drawing different designs inside the template.



Fabric Doll



Zadi Doll and Photograph, BBC



Large Bunny Rabbit Soft Toy



Selection of Soft Toys and Dolls - Panda, Fabric Doll, Plastic Doll, Dog, Cat and Kangaroo



Womble Soft Toy



Selection of Plastic Dolls House Toys



Selection of Wooden Animal Toys



Selection of Wooden 'Building Block' Toys



Mid-Century Dolls House



Resources produced with funding connected to the London Borough of Culture 2025 and Wandsworth Heritage Festival.

Resource design and development by illustrator Grace Holliday in collaboration with Wandsworth Arts & Culture Service and Wandsworth Libraries & Heritage Service.

*Wandsworth Heritage Service cares for the archives of the borough of Wandsworth. These include records from Wandsworth Borough Council and its predecessor bodies (e.g. Wandsworth and Battersea Parishes) as well as deposited collections such as records from local charities and organisations, schools, individuals, and families.

MAYOR OF LONDON

London Borough of Culture is a Mayor of London initiative.



Supported using public funding by
**ARTS COUNCIL
ENGLAND**



WANDSWORTH
LIBRARIES

BETTER

